



**Your Rio Mobility Guide: How to  
Get Around and Explore from  
Your Loft**



# **What does this guide offer?**

**The best experience  
in the “Wonderful  
City”.**

## **You'll see**

- ***Updated Metro, VLT and BRT maps.***
- ***Public transport prices and schedules.***
- ***Easy routes to explore Rio from the Loft.***



# **Welcome to the Gigoia Loft!**

**You're in a unique location in Rio: Ilha da Gigoia, a car-free green oasis in the heart of Barra da Tijuca.**

**We've created this guide to help you explore the city in the easiest and most authentic way, starting from your loft. Enjoy the "Venice of Rio" and everything Rio has to offer!**





# Getting to Barra da Tijuca (Jardim Oceânico Metro Station)

**# From SDU Airport (Santos Dumont): Take the VLT (Line 1) to Cinelândia or Carioca Station. From there, take the Metro (Line 4) toward Jardim Oceânico and get off at the last station.**

**# From GIG Airport (Galeão): Take the BRT TransCarioca line) to Vicente de Carvalho station. Connect to the Metro (Line 2) and transfer to Line 4 (towards Jardim Oceânico). Get off at the last station.**

**# With Apps (Uber/99): Set "Deck Gigoia" or Muelle BarraPoint" as your destination to take the boat-taxi.**

When leaving the Jardim Oceânico metro station, use Exit A (Lagoa).

Walk 50 meters to the dock ("Deck") at the edge of the lagoon.

Take a taxi boat (they operate 24 hours a day) and ask to cross.



# Getting around Rio – The Metro

**M** The Metro is your best ally. Your main station is Jardim Oceânico.

**M** Hours: Monday to Saturday, 5 a.m. to midnight. Sundays and holidays, 7 a.m. to 11 p.m.

**M** Price: R\$6.90 (Important: Confirm this price! The value is updated annually).

**M** How to Pay: You can pay with cash or card at the counters and machines, or purchase a Riocard.

**M** Key Routes from Ocean Garden:  
**For Ipanema: Direct Line 4 (N. Sra. da Paz Station).**

**M** To Copacabana: Direct line 4 (Siqueira Campos Station).

**M** For the Center/Lapa: Line 4 + Transfer in General Osório to Line 1 (Cinelândia or Uruguaiana Stations).



# Subway Map



Metrô  
**Linha 1**  
Subway Line 1

Metrô  
**Linha 2**  
Subway Line 2

Metrô  
**Linha 4**  
Subway Line 4

Metrô + Ônibus  
**Metrô Na Superfície**  
Subway + Subway Bus

Estação de Integração com a  
**SuperVia**  
Interchange with SuperVia Trains

**BRT**  
BRT Bus

**VLT**  
Tramway

**Barcas**  
Ferry-boat


**Bonde de Santa Teresa**  
Santa Teresa Tram



# VLT (Urban Tram)

**✓ Perfect for exploring the Historic Center, the Museu do Amanhã, and connecting to SDU Airport.**

**V Price: R\$4.70**

 Attention! The VLT only accepts JAÉ payment methods. You must download the app and can pay with a QR code.




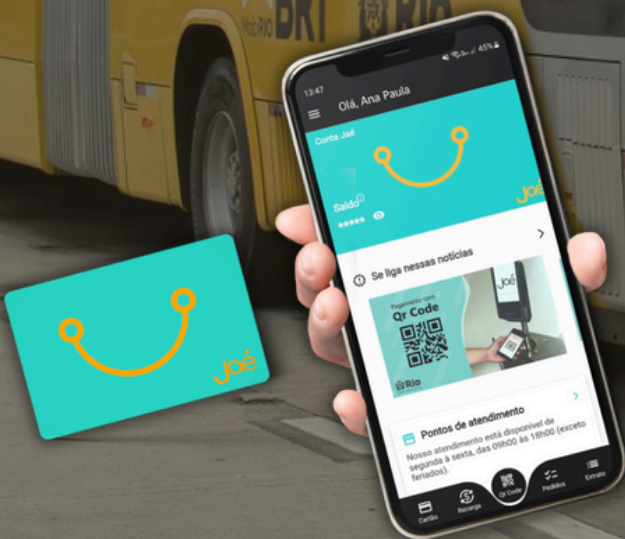


# BRT (Bus Rapid Transit)

 It connects Jardim Oceânico with the rest of Barra, Recreio and GIG Airport.

 **Price: R\$4.70**

 Attention! The BRT can be paid for with Riocard and Jaé cards.





# Bus



**For routes not covered by the metro.**



**Tip: Use the Moovit app to see schedules and the best route.**



***Payment: Cash or Riocard.***



KWF-7223



# **Do It Yourself! (Classic Attractions)**

**You don't need expensive tours. Here's how to get there:**

**Christ the Redeemer:**

- **Take the Metro (Jardim Oceânico) to Largo do Machado station.**
- **Upon exiting, walk to Praça do Lido (Copacabana) to catch the official van, or take a bus/Uber to the Corcovado Train Station.**



# **Sugarloaf Mountain**

**You don't need expensive tours.  
Here's how to get there:**

- **Take the Metro (Jardim Oceânico) to Botafogo station.**
- **Upon exiting, take the "Metrô Na Superfície" integration bus (towards Urca) or an Uber.**
- **Get off at Praça General Tibúrcio, where the cable car is.**



# **What to Do Near the Gigoia Loft**

## **On Gigoia Island:**

- **Walk! Enjoy the car-free environment.**
- **Try the restaurants and bars on the lagoon (great for sunset).**
- **Take a boat ride on Lagoa da Tijuca to see the vegetation and animals.**



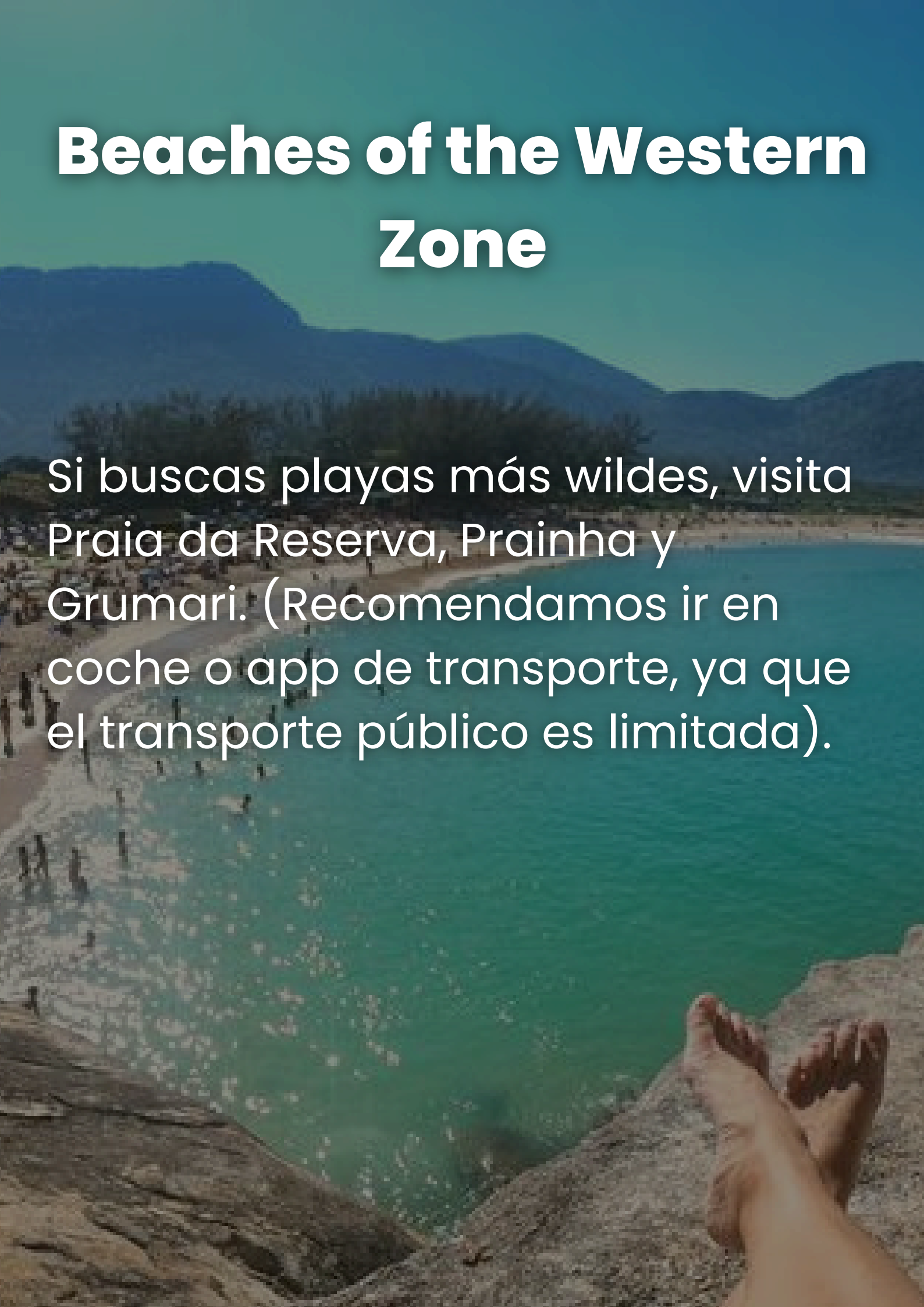
# **In Barra da Tijuca (walking from the metro)**

- **Praia do Pepê:** Barra's most famous beach, just a few minutes' walk from the metro station.
- **Olegário Maciel Avenue:** Barra's meeting point, full of bars, restaurants, and nightlife.



# Beaches of the Western Zone

Si buscas playas más wildes, visita Praia da Reserva, Prainha y Grumari. (Recomendamos ir en coche o app de transporte, ya que el transporte público es limitada).





# Important Information and Local Tips



Wear comfortable clothes and shoes.



Use sunscreen! The sun in Rio is very strong.



Stay hydrated and carry a water bottle.



Bring mosquito repellent, especially at dusk on the island.



And if it rains? Don't worry. Visit Barra's large shopping centers (like BarraShopping or Village Mall) or take the metro to the city center to visit museums (Museu do Amanhã, CCBB).



**We hope you enjoy your  
stay and find this guide  
helpful!**



- For any questions, please contact us:



+55 21 97729 – 8554



[loftgigoiarj.com.br](http://loftgigoiarj.com.br)



[@loftgigoiarj](https://www.instagram.com/loftgigoiarj)